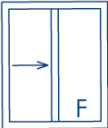
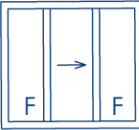
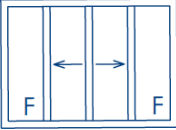
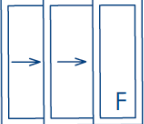
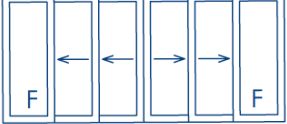


# THERMAL STAR™ 350 SERIES STACKING SLIDING DOOR SPECIFICATIONS

2130	STUD	OPENING	1470	1830	2070	2430	2670	3030
	FRAME		1450	1810	2050	2410	2650	3010
	CODE		15	18	21	24	27	30
2130	2100	21						
2130	STUD	OPENING	2780	3140	3680	4040	4580	
	FRAME		2760	3120	3660	4020	4560	
	CODE		28	31	37	40	46	
2130	2100	21						
2125	STUD	OPENING	2856	3576	4056	4776	5256	5976
	FRAME		2836	3556	4036	4756	5236	5956
	CODE		29	36	41	48	53	60
2125	2095	21						
2125	STUD	OPENING	2651	3011	3551	4136	5216	5936
	FRAME		2631	2991	3531	4116	5196	5916
	CODE		27-STK	30-STK	36-STK	42-STK	53-STK	60-STK
2125	2095	21						

All frames are viewed from outside.

When specifying frame size, use Frame Type/ Height Code/Width Code/Series.

Frame Type - ASD.

Frame Code & Series (Example) -

ASD 2118 350 = (2100mm high x 1810mm wide, 2 lite Door).

Frames standard with Sliding Left to Right.

Nominate (REV) at the end of code to Sliding Right to Left.

All sizes are in millimetres.



**SOUTHERN STAR**  
ALUMINIUM WINDOWS & DOORS