


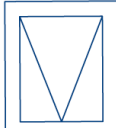

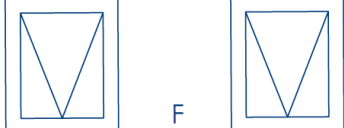





# THERMAL STAR™ 150 SERIES AWNING WINDOW SPECIFICATIONS

STUD			620	860	1220	1460	1820	2060	2420	2660
OPENING										
FRAME			610	850	1210	1450	1810	2050	2410	2660
CODE			06	09	12	15	18	21	24	27
534	514	06								
877	857	09								
1049	1029	10								
1220	1200	12								
1392	1372	14								
1477	1457	15								
1820	1800	18								
2077	2057	21								

All frames are viewed from outside.

When specifying frame size, use Frame Type/Height Code/ Width Code/Series.

Frame Type - AAW.

Frame Code & Series -

AAW 1218 150 = (1200mm high x 1810mm wide, 2 lite window).

2 panel frames standard with opening sash on left hand side.

Nominate (REV) at the end of code to have opening sash on right hand side.

All sizes are in millimetres.



**SOUTHERN STAR**  
ALUMINIUM WINDOWS & DOORS