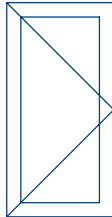
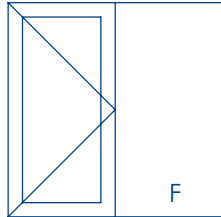
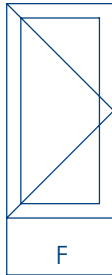
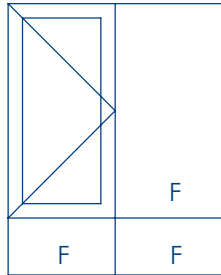
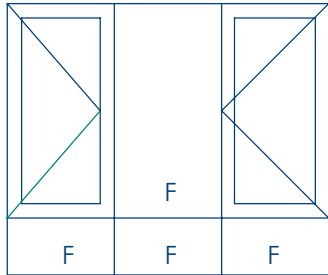


## Timber Casement Window Specifications - All States

STUD	OPENING		630	870	1230	1470	1830	2070	2430	2670
	FRAME		610	850	1210	1450	1810	2050	2410	2650
		CODE	06	09	12	15	18	21	24	27
1049	1029	10								
1220	1200	12								
1392	1372	14								
1477	1457	15								
1820	1800	18								
2077	2057	21								
1820	1800	18								
2077	2057	21								
2420	2400	24								

All frames are viewed from outside.

When specifying frame size, use Code Prefix/ Height Code/ Width Code.

Code Prefix-  
TCW100 - for 100 Series.  
TCW300 - for 300 Series.

Frame Code Example -  
TCW 100 1218 = (1200mm high x 1810mm wide, 2 lite window)

Frame Heights with Transom, nominate "T" at the end of the code  
Frame Code Example-  
TCW 100 2118 T

2 panel frames standard with opening sash on left hand side.  
Nominate (REV) at the end of code to have opening sash on right hand side.

All sizes are in millimetres

Our commitment product development necessitates that sizes and specifications may change without notice