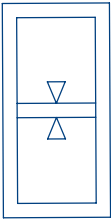
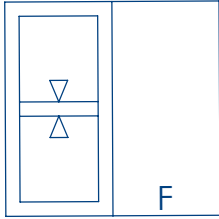
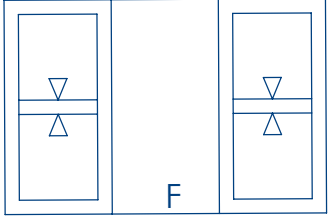




## Aluminium Double Hung Window Specifications - QLD

STUD	OPENING	660	960	1260	1560	1860	2160	2460	2700
	FRAME	610	910	1210	1510	1810	2110	2410	2650
	CODE	06	09	12	15	18	21	24	27
960	900	09							
1060	1000	10							
1260	1200	12							
1435	1372	14							
1560	1500	15							
1860	1800	18							
2160	2100	21							

All frames are viewed from outside.

When specifying frame size, use Code Prefix/ Height Code/ Width Code.

Code Prefix-  
ADW100 - for 100 Series.

Frame Code Example -  
ADW 100 1218 = (1200mm high x 1810mm wide, 2 lite window)

2 panel frames standard with opening sash on left hand side.  
Nominate (REV) at the end of code to have opening sash on right hand side.

All sizes are in millimetres

Our commitment product development necessitates that sizes and specifications may change without notice