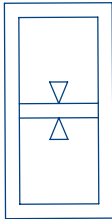
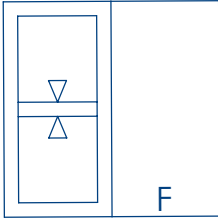
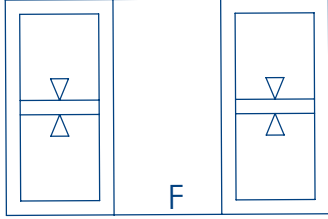




Aluminium Double Hung Window Specifications - Vic, NSW & SA

STUD	OPENING	660	900	1260	1500	1860	2100	2460	2700
	FRAME	610	850	1210	1450	1810	2050	2410	2650
	CODE	06	09	12	15	18	21	24	27
920	857	09							
1090	1029	10							
1260	1200	12							
1435	1372	14							
1520	1457	15							
1860	1800	18							
2120	2057	21							
									

All frames are viewed from outside.

When specifying frame size, use Code Prefix/ Height Code/ Width Code.

Code Prefix-
ADW100 - for 100 Series.

Frame Code Example -
ADW 100 1218 = (1200mm high x 1810mm wide, 2 lite window)

2 panel frames standard with opening sash on left hand side.
Nominate (REV) at the end of code to have opening sash on right hand side.

All sizes are in millimetres

Our commitment product development necessitates that sizes and specifications may change without notice