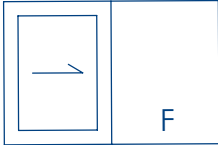
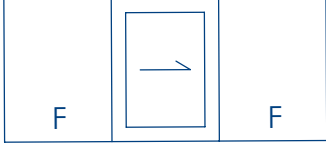
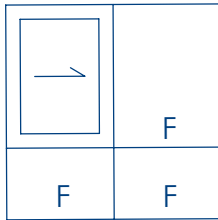
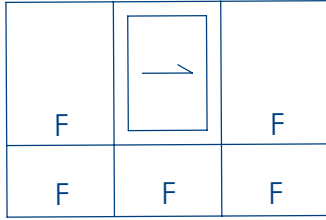


Timber Sliding Window Specifications - All States

STUD	OPENING		1470	1830	2070	2430		2670
	FRAME		1450	1810	2050	2410		2650
		CODE	15	18	21	24		27
534	514	06						
877	857	09						
1049	1029	10						
1220	1200	12						
1392	1372	14						
1477	1457	15						
1820	1800	18						
2077	2057	21						
2420	2400	24						

All frames are viewed from outside.

When specifying frame size, use Code Prefix/ Height Code/ Width Code.

Code Prefix-

TSW100 - for 100 Series.

TSW300 - for 300 Series.

Frame Code Example -

TSW 100 1218 = (1200mm high x 1810mm wide, 2 lite window)

Frames standard with Sliding Left to Right.

Nominate (REV) at the end of code to Sliding Right to Left

All sizes are in millimetres

Our commitment product development necessitates that sizes and specifications may change without notice