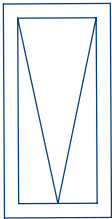
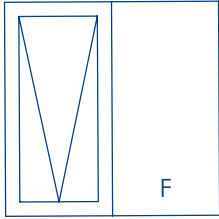
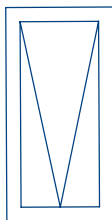
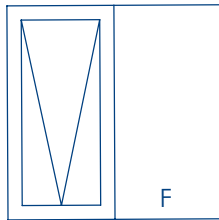




Timber Awning Window Specifications - All States

STUD	OPENING	FRAME	CODE	630	870	1230	1470	1830	2070	2430	2670
534	514	06									
877	857	09									
1049	1029	10									
1220	1200	12									
1392	1372	14									
1477	1457	15									
1820	1800	18									
2077	2057	21									
2420	2400	24									

All frames are viewed from outside.

When specifying frame size, use Code Prefix/ Height Code/ Width Code.

Code Prefix-

TAW100 - for 100 Series.

TAW300 - for 300 Series.

Frame Code Example -

TAW 100 1218 = (1200mm high x 1810mm wide, 2 lite window)

2 panel frames standard with opening sash on left hand side.

Nominate (REV) at the end of code to have opening sash on right hand side.

All sizes are in millimetres

Our commitment product development necessitates that sizes and specifications may change without notice